

انجمن صنفی شرکتهای حمل و نقل بین المللی ایران

ITCA of IRAN

Int'l. Transport Companies Association of IRAN

تاسیس ۱۳۴۸ • Since 1969



Encl.: ندارد : پیوست : No.: ۲۱۰/۱۰/۱۲۲۷۳ : شماره : Date: ۱۳۹۹/۶/۳۰ : تاریخ

بسمه تعالی

«نمابر فوری»

**بخشنامه**

**شرکت محترم حمل و نقل بین المللی (عضو و غیر عضو)**

موضوع: رزرو اجباری الکترونیکی خروج کامیون از مرز کاپی کولا ترکیه از سامانه جدید گمرکی با تقدیم درود و احترام،

پیرو بخشنامه شماره ۲۱۰/۱۰/۱۲۲۶۵ مورخ ۱۳۹۹/۶/۳۰، دستورالعمل استفاده از سامانه جدید گمرک ترکیه بابت رزرو و زمان خروج از مرز کاپی کولا که توسط سرپرست محترم امور کارنه تیر و حمل و نقل بین المللی اتاق بازرگانی، صنایع، معادن و کشاورزی ایران طی نامه شماره ۲۹/۱۴/۹۹۱۷۷۳ مورخ ۱۳۹۹/۶/۳۰ ارسال شده است، جهت استحضار در سامانه انجمن بار گذاری شده است.

با تقدیم احترام

دبیر انجمن صنفی شرکتهای حمل و نقل بین المللی ایران

زنوزی

[www.itair.ir](http://www.itair.ir)

[ita\\_db@itair.ir](mailto:ita_db@itair.ir)

تهران / ۴۳۱۱۱ ۱۵۷۵۶ ، میدان هفتم تیر، دکترمفتح شمالی، خیابان ملایری پور، شماره ۹۶، تلفن: ۸۸۸۲ ۲۹۰۴ - ۸۸۸۲ ۲۹۰۴ / ۶ - ۴۶۹۲ ۸۸۳۱ (۰۲۱) نمابر: ۸۸۸۲ ۲۶۸۳

No. 96, Malayeripour St., North Dr. Mofateh Ave., Tehran 15756 43111, IRAN Tel.: (+98 21) 8831 4692 / 6 - 8882 2904 Fax: 8882 2683



# MINISTRY OF TRADE USER MANUAL OF VIRTUAL QUEUE WITH BOOKING SYSTEM MOBILE APPLICATION



17 July 2020


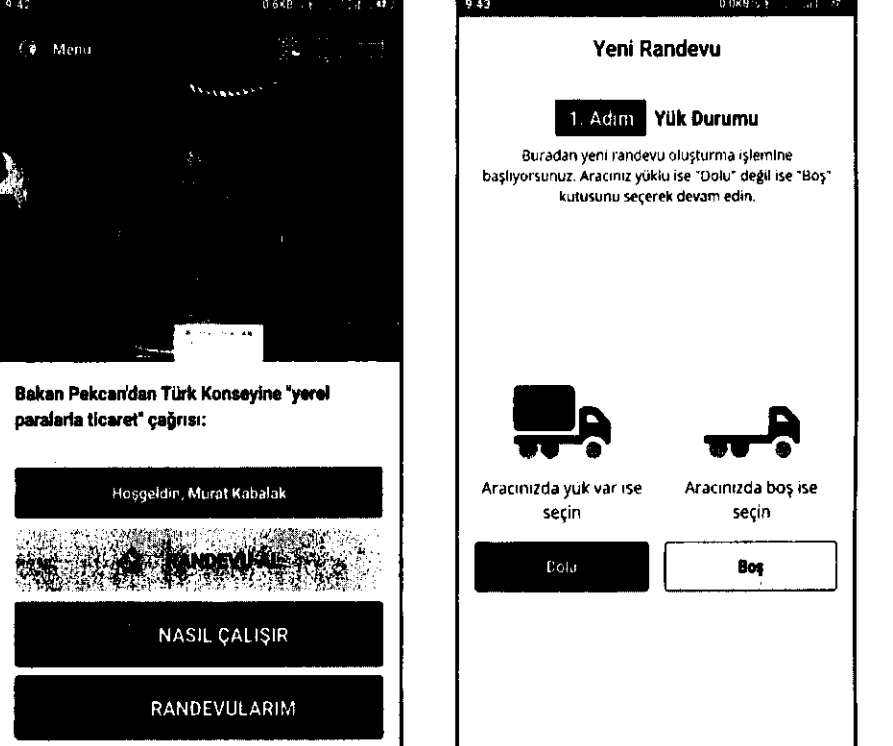
General Directorate of Risk Management, Liquidation and Floating Capital

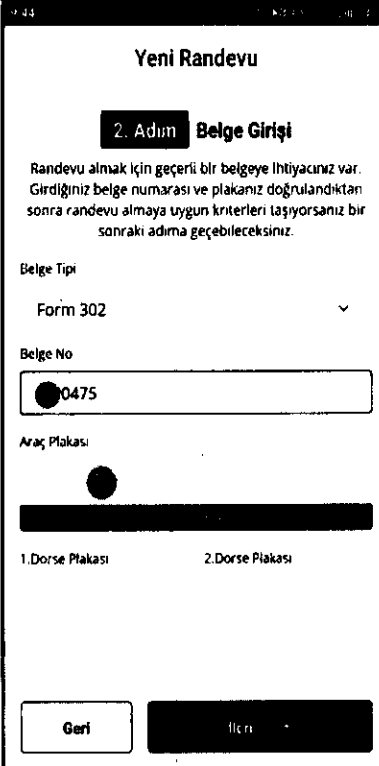
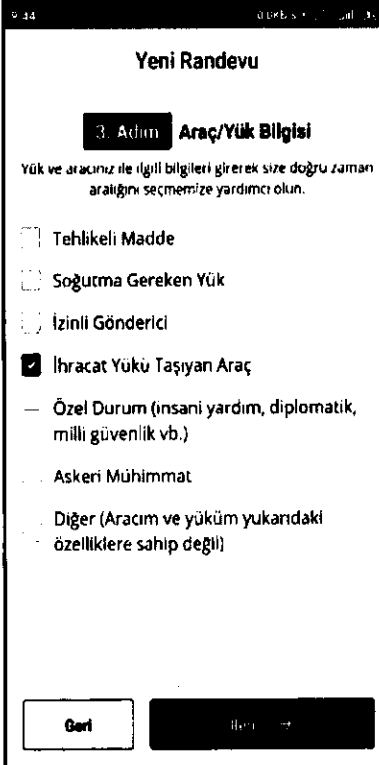
Sayfa 1 / 5

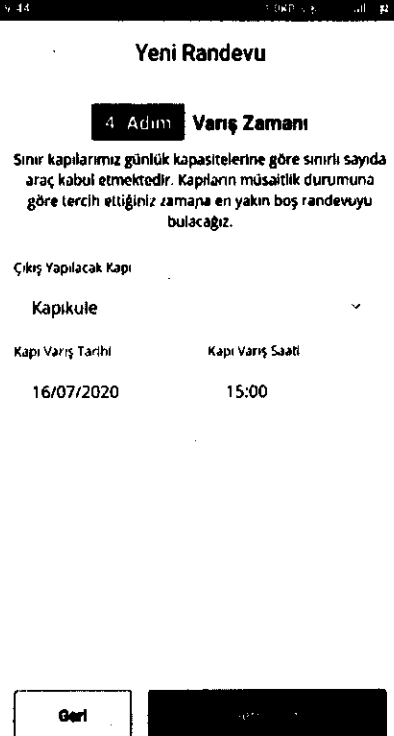
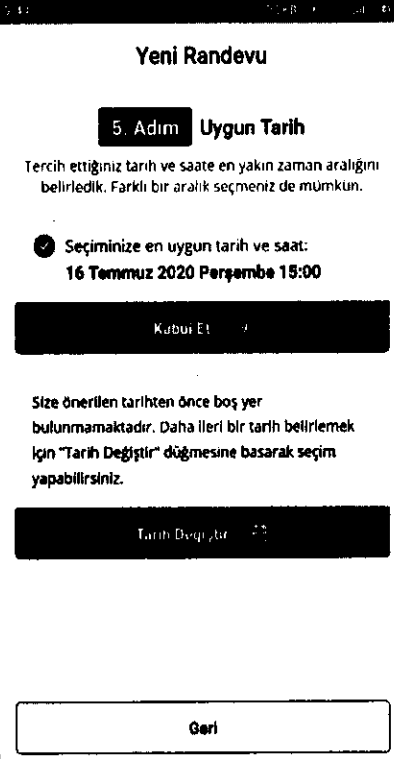
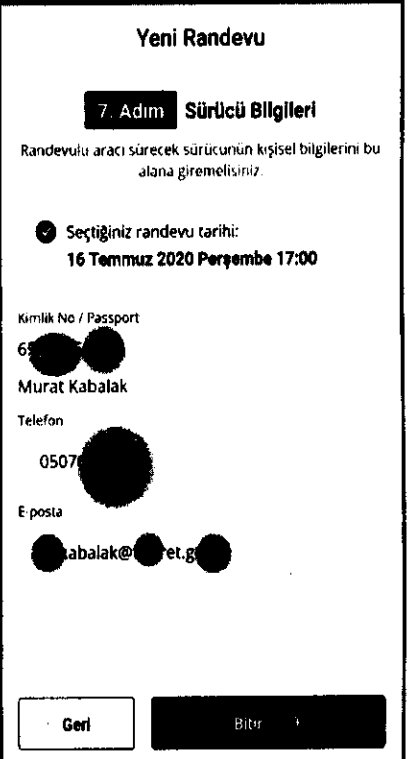
# MOBILE APPLICATION OF VIRTUAL QUEUE SYSTEM WITH BOOKING (RSSS)



## MOBILE APPLICATION

### (Application Steps)

<p>1</p>	<p>You can download the mobile application of the Virtual Queue System With Booking to your mobile phone, from Google Play store for mobile phones with Android operating systems; Also from Apple store for mobile phones with IOS operating system.</p>	
<p>2</p>	<p>Create the user registry. During registry please keep your identity number and your active mobile phone for sms verification. (Turkish citizens shall login with Turkish ID Number (TCKN), Foreign nationals shall login with Passport Number.)</p>	
<p>3</p>	<p>Press to "Make a Booking" button and select the load information of your vehicle as full or empty</p>	

4	Enter the transport document type and document number correctly in compliance with the BİLGE application		
5	Select the relevant options related with your load type/or any special circumstance about your status if there is any.		

<p>6</p>	<p>Select the date that you are planning to exit the border and exact time that you will arrive to GTİ TIR Park.</p>		
<p>7</p>	<p>There are time hourly slots in the system that state time intervals you estimate when to arrive to TIR Park and when to exit to the customs area (such as 14.00-15.00, 17.00-18.00). If the time interval which system assigned to you is suitable for you press the "Accept" button and enter the driver information.if not suitable press to "Change Date" button and select a suitable time interval (slot) for you.</p>		

<p><b>8</b></p>	<p>Your booking is successfully created, by pressing "Display Ticket" button you can display the QR Code Screen.</p>		
<p><b>9</b></p>	<p>Start driving forward to GTİ TIR Park.</p>		
<p><b>10</b></p>	<p>Your booking time is the time that you enter to GTİ Park. Please stick to this time.</p>		
<p><b>11</b></p>	<p>When you arrive to GTİ TIR Park, scan the QR Code at the mobile application to the entry control unit. If you have arrived in compliance with your booking time barrier will be opened.</p>		
<p><b>12</b></p>	<p>Inside the GTİ TIR Park, make a notification that you are ready to exit by pressing to "Ready for Exit" link received by SMS with your mobile phone (in the mobile application at the QR Code screen "Ready for Exit" button will be activated), or by pressing to the "Ready for Exit" button at the kiosks.</p>		
<p><b>13</b></p>	<p>Scan the QR code that you used to enter to the exit control unit. Move forward to the customs area when the barrier is opened.</p>		



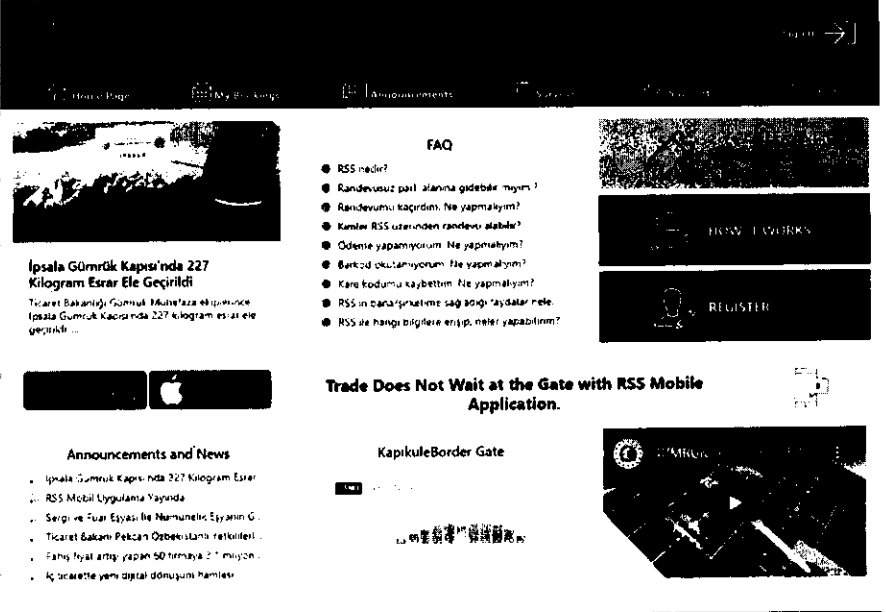
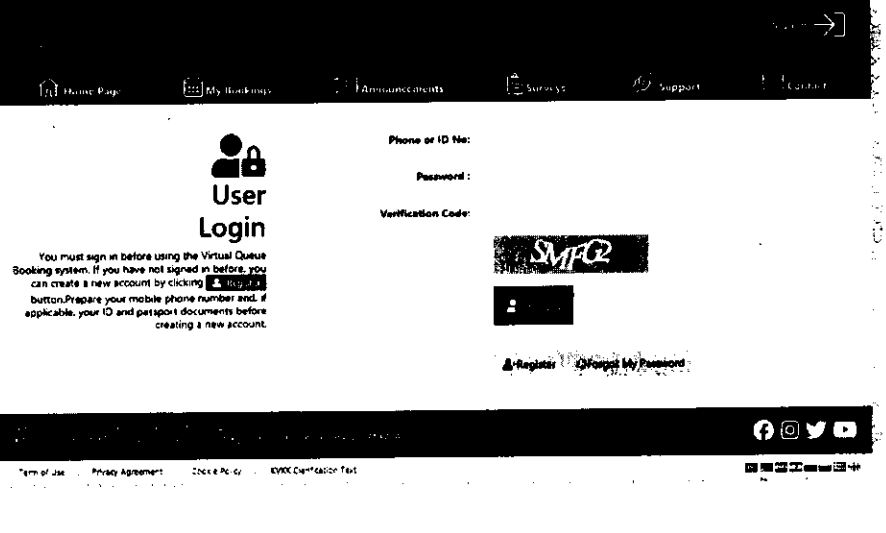

# MINISTRY OF TRADE USER MANUAL OF VIRTUAL QUEUE WITH BOOKING SYSTEM WEB/KIOSK APPLICATION



17 July 2020

General Directorate of Risk Management, Liquidation and Floating Capital





# MOBILE APPLICATION OF VIRTUAL QUEUE SYSTEM WITH BOOKING (RSSS) WEB/KIOSK APPLICATION (Application Steps)

<p><b>1</b></p>	<p>From your computer, visit the <a href="https://rsstest.ticaret.gov.tr">https://rsstest.ticaret.gov.tr</a> web address and create the user registry. During registry please keep your identity number and your active mobile phone with you for sms verification.</p>	 <p>The screenshot shows the website's home page with a navigation bar at the top containing 'Home Page', 'My Bookings', 'Announcements', 'Support', and 'Contact Us'. Below the navigation bar, there is a 'FAQ' section with several questions and answers. A prominent banner reads 'Trade Does Not Wait at the Gate with RSS Mobile Application.' Below this, there is a section for 'Announcements and News' with a list of recent news items. The page also features a 'REGISTER' button and a 'KapikuleBorder Gate' section.</p>
<p><b>2</b></p>	<p>Login with your user information. (Turkish citizens shall login with Turkish ID Number (TCKN), Foreign nationals shall login with Passport Number.)</p>	 <p>The screenshot shows the 'User Login' page. It features a login form with fields for 'Phone or ID No:', 'Password:', and 'Verification Code:'. There is a 'REGISTER' button and a 'Forgot My Password' link. Below the form, there is a section for 'SMFQ' (SMS Verification Code) and a 'Forgot My Password' link. The page also includes a footer with 'Term of Use', 'Privacy Agreement', 'Cookie Policy', and 'KYCC Certification Text'.</p>
<p><b>3</b></p>	<p>Click to "Make a Booking" button and select the load information of your vehicle</p>	 <p>The screenshot shows two buttons: 'NASIL CALIŞIR?' (How it works) and 'KAYIT OL' (Register). The 'NASIL CALIŞIR?' button is a large, stylized 'S' shape. The 'KAYIT OL' button is a smaller, rectangular button with a person icon.</p>



<p>4</p>	<p>Select load information of your vehicle as full or empty. Besides, enter the transport document type and document number correctly in compliance with the BİLGE application.</p>	
<p>5</p>	<p>Select the relevant options related with your load type/or any special circumstance about your status if there is any</p>	
<p>5</p>	<p>Select the relevant options related with your load type/or any special circumstance about your status if there is any</p>	

6	Select the date that you are planning to exit the border and exact time that you will arrive to GTİ TIR Park.	
7	There are time hourly slots in the system that state time intervals you estimate when to arrive to TIR Park and when to exit to the customs area (such as 14.00-15.00, 17.00-18.00). If the time interval which system assigned to you is suitable for you press the "Accept" button and enter the driver information.if not suitable press to "Change Date" button and select a suitable time interval (slot) for you.	
8	Wait for SMS including the "digital ticket" link to your mobile phone.	<p>8.53</p> <p>Sayın Murat Kabalak, randevunuz oluşturuldu. Barkodu görüntülemek için <a href="http://rsstest.ticaret.gov.tr/ticket.aspx?Oid=f04061d9-9162-42b8-a2ba-deb446eefed">http://rsstest.ticaret.gov.tr/ticket.aspx?Oid=f04061d9-9162-42b8-a2ba-deb446eefed</a> B001</p>
9	Start driving forward to GTİ TIR Park.	
10	Your booking time is the time that you enter to GTİ Park. Please stick to this time. (For example; if 17.00-18.00 slot is selected, 17.00 is the time to enter to GTİ TIR Park, 18.00 is exit time from GTİ TIR Park.)	

<p><b>11</b></p>	<p>When you arrive to GTİ TIR Park entrance, click to the "digital ticket" link in your mobile.</p>	<div style="text-align: right; margin-bottom: 10px;">  </div> <div style="display: flex; justify-content: space-between;"> <div style="width: 45%;"> <p>8 53</p> <p>Sayın Murat Kabalak, randevunuz oluşturuldu. Barkodu görüntülemek için <a href="http://rsstest.ticaret.gov.tr/ticket.aspx?Oid=f04061d9-9162-42b8-a2ba-deb446eefeed">http://rsstest.ticaret.gov.tr/ticket.aspx?Oid=f04061d9-9162-42b8-a2ba-deb446eefeed</a> B001</p> </div> <div style="width: 50%; background-color: black; color: white; padding: 10px;"> <div style="display: flex; justify-content: space-between;"> <div style="width: 45%;"> <p>Kapıkule</p>  <p>10E4</p> <p>Randevu Alındı</p> <p>Kalan Süre</p> </div> <div style="width: 50%; text-align: center;"> <p>14 Temmuz</p> <p>Salı</p> <p>17:00 ▶ 19:00</p> <p>Ahmet Erdöl</p> </div> </div> </div> </div>
<p><b>12</b></p>	<p>Scan the QR Code displayed at the mobile application to the entry control unit. If you have arrived in compliance with your booking time barrier will be opened. After this stage, "Ready to Exit" button will be activated.</p>	
<p><b>13</b></p>	<p>Inside the GTİ TIR Park, make a notification that you are ready to exit by clicking to "Ready for Exit" button in your mobile application, digital ticket or kiosks.</p>	<div style="text-align: right; margin-bottom: 10px;">  </div> <div style="display: flex; justify-content: space-between;"> <div style="width: 45%;"> <p>Kapıkule</p>  <p>10E4</p> <p>Park Alanında</p> <p>Kalan Süre</p> </div> <div style="width: 50%; text-align: center;"> <p>14 Temmuz</p> <p>Salı</p> <p>13:00 ▶ 15:00</p> <p>Ahmet Erdöl</p> </div> </div>